

# Wafer Check Valves

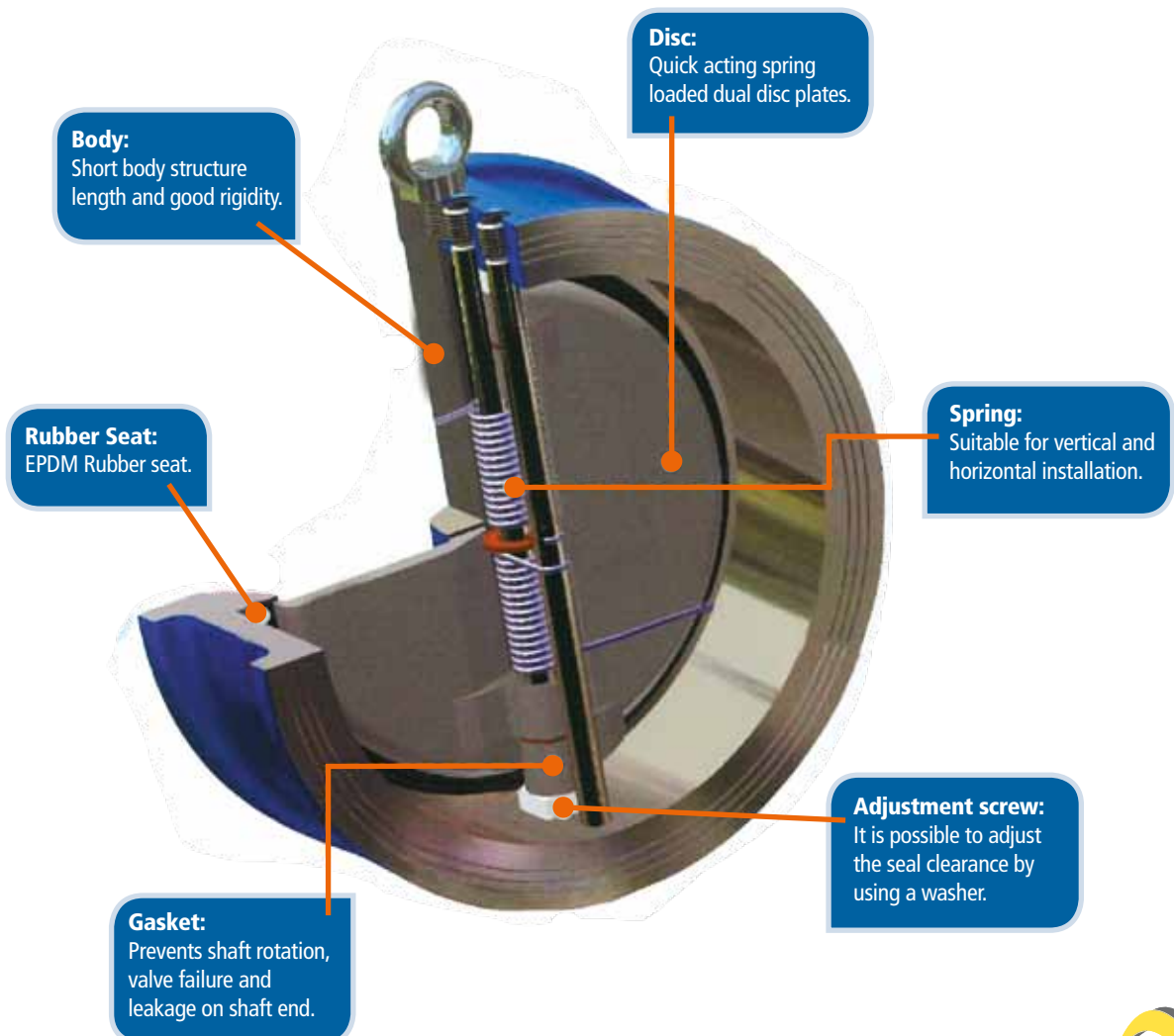
## FEATURES:

- Suitable for: water, sewage, sea water, air, food stuff & oil.
- Suitable for flange mounting.
- Suitable for horizontal and vertical installation.
- Spring loaded dual disc plates.
- FBE coating.

## TECHNICAL INFORMATION:

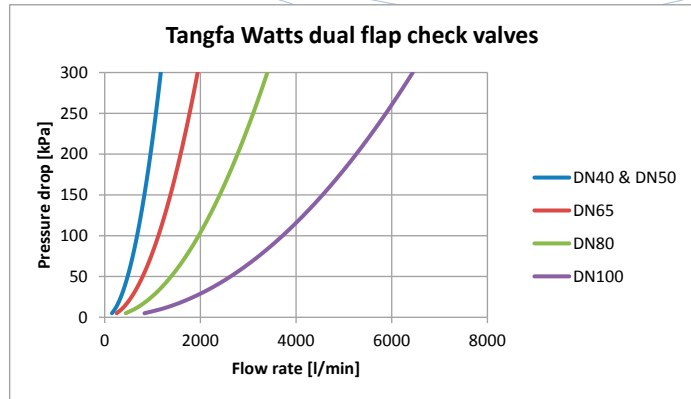
- PN16
- Temperature range: -10°C – 120°C

**NOTE:** The stem of the valve should be perpendicular to the horizontal level when the valve is mounted on horizontal pipeline. For vertical installation the direction of flow should be downward.



**INDUSTRIAL PRODUCTS**

# Wafer Check Valves

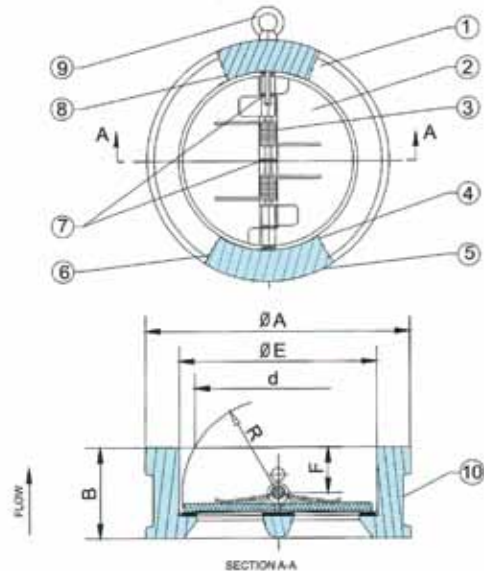


## FEATURES:

- Suitable for: water, sewage, sea water, air, foodstuff, oil etc.
- Working Temperature: -10°C ~ 120°C
- Suitable for Flange Mounting

## TECHNICAL SPECIFICATIONS:

NUMBER	PART	MATERIAL
1	Body	Ductile Iron
2	Plate	CF8,
3	Spring	Stainless Steel
4	Hinge Pin	Stainless Steel
5	Plug	Carbon Steel
6	Body Bearing	PTFE
7	Spring Bearing	PTFE
8	Stop Pin	Stainless Steel
9	Eye Bolt	Carbon Steel
10	Body Seat	EPDM



## DIMENSIONS:

SIZE		B	E	F	R	d	A
in	DN						
2	50	43	65	19	28.8	43.3	107
2-1/2	65	46	80	20	36.1	60.2	127
3	80	64	94	28	43.4	66.4	142
4	100	64	117	27	52.8	90.8	162
5	125	70	145	30	65.7	116.9	192
6	150	76	170	30	78.6	144.6	218
8	200	89	224	31	104.4	198.2	273
10	250	114	265	33	127	233.7	328
12	300	114	310	50	148.3	283.9	378/382
14	350	127	360	43	172.4	332.9	438/442
16	400	140	410	45	197.4	381	488/495
18	450	152	450	52	217.8	419.9	538/555
20	500	152	505	58	241	467.8	592/617
24	600	178	624	73	295.4	572.6	695/734

= Special Order Items

